

BriQ Properties REIC Investor Presentation
Geneva Spring Midcap Event 2023
13th June 2023

Contents

01 *Company Highlights*

02 *Investment Properties*

03 *ICI Merger*

04 *Financial Statements*

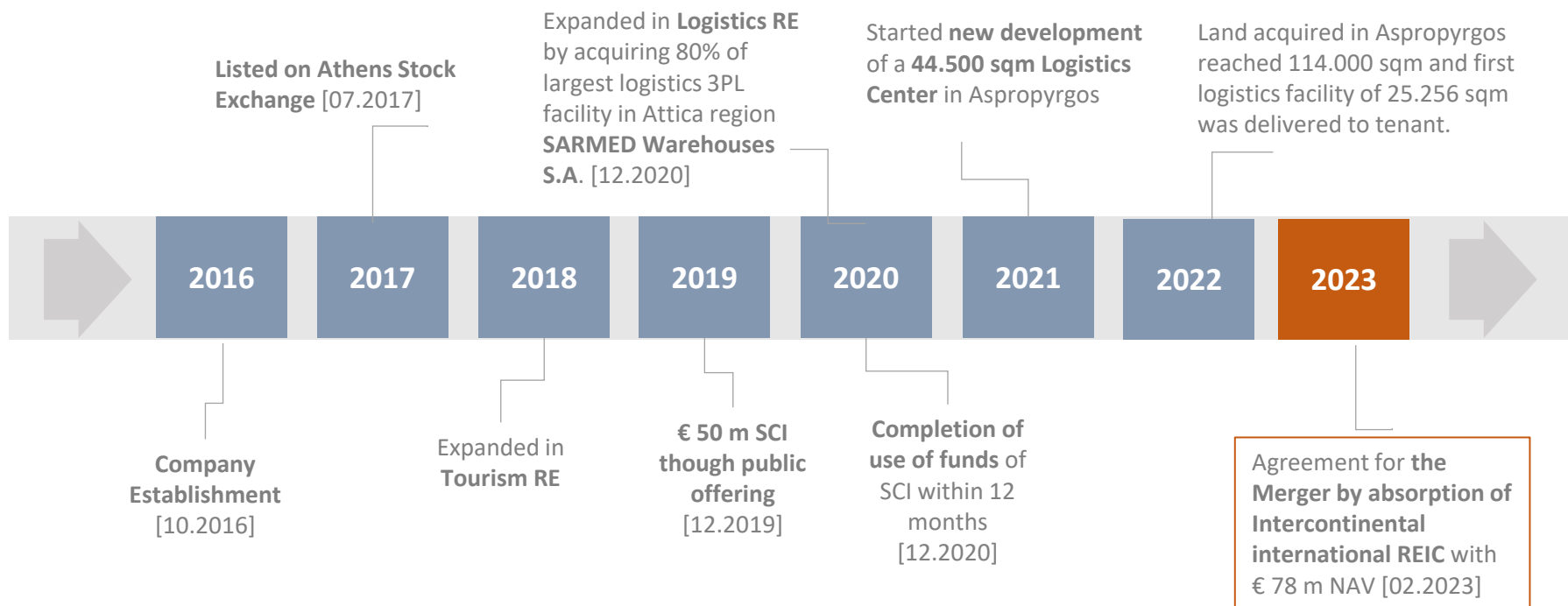
05 *Macro & RE Outlook*

06 *ESG Governance*

01

Company Highlights

Company Milestones



Property portfolio value currently amounts to € 137 m and is expected to reach € 262 m after ICI merger

*Portfolio Value including investment portfolio, land, under construction and own used properties.



Portfolio

26
Properties

148.205 m²
GBA

€ 136 m
GAV (31.12.2022)

€ 9,0 m
Annualized Revenues (03.2023)

7,0%
Gross Yield (annual.) ⁽¹⁾

99,8% Occupancy Rate ⁽²⁾

7,3 yrs
WAULT (31.12.22) ⁽³⁾



Capital Structure

€ 71,5 m
Market Cap (09.06.2023)

€ 99,1 m
NAV (31.03.2023)

27,8%
Discount to NAV

45,6%
Free Float



Financials - snapshot

€ 8,0 m / € 6,1 m (+32%)
Revenues 2022 / 2021

€ 6,0 m / € 4,3 m (+40%)
Adj.⁽⁴⁾⁽⁵⁾ EBITDA 2022 / 2021

€ 4,8 m / € 4,0 m (+20%)
Adj.⁽⁴⁾ EBT 2022 / 2021

€ 4,6 m / € 3,9 m (+19%)
Adj.⁽⁴⁾ Earnings 2022 / 2021

23,2%
Net LTV 31.12.22

€2,8
NAV / Share
31.12.22

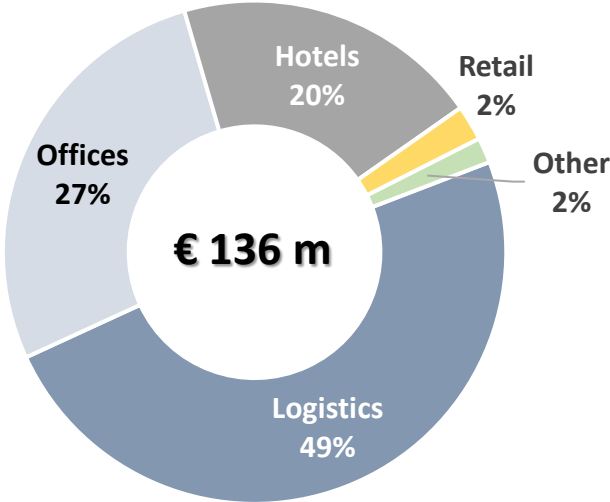
Notes:

- (1) Based on annualized revenues divided by GAV 31.12.2022, excluding a total of € 5,7 m of land, under construction and self-occupied properties.
- (2) Excludes a total of € 5,7 m of land, under construction and self-occupied properties.
- (3) Weighted average unexpired lease term
- (4) Excluding profit from asset revaluations
- (5) Excluding one-off expenses of € 126 K in 2022 and profits from sale of properties (2022: € 149 k, 2021: € 75 k)

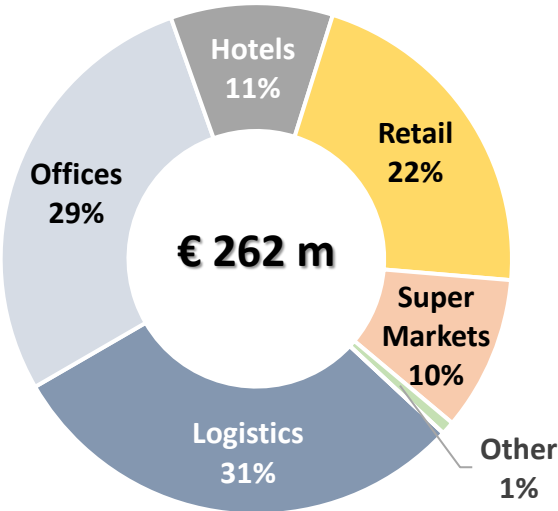
02

Investment Portfolio

Portfolio Diversification
as at 31.12.2022



Portfolio Diversification
post ICI merger *



*including Logistics Center under development in Aspropyrgos

Key Tenants

Info Quest
TECHNOLOGIES

uni.systems

iSquare

hotelBrain™ | Group

SARMED
logistics made perfect

LEROYMERLIN

Lilly
ΦΑΡΜΑΣΕΥΣ

Hines

% of Annualized Revenues:

Quest Group: 33%

Sarmed Logistics: 26%

Hotel Brain: 14%

“Quest Holdings is the largest listed technology company in Greece”

“Sarmed Logistics, a private company, is one of the largest 3PL providers in Greece”

“HotelBrain is the leading hospitality group in Greece”



Aspropyrgos Logistics Center

Completion of a modern Logistics Complex of **44.500 sqm (two buildings)**

TOTAL INVESTMENT : € 30 m (incl. land acquisition)

Remaining Investment : € 8 m

Annual revenue : € 2,5 m

Gross Yield : 8,3%

One building of 25.256 sqm already delivered to tenant; second building of 19.237 sqm to be delivered in August 2024



LEED-Gold certified office Building at 42 Poseidonos Avenue, Kallithea

Development of a LEED-GOLD office building of 2.424 sqm

TOTAL INVESTMENT: € 6 m (incl. land acquisition)

Financed by RRF (50% of investment with 0,35% fixed interest cost)

Expected annual revenue : € 0,45 m

Gross Yield : 7,5 %

Completion in 2025



Investments on Mr & Mrs White hotels

- New wing of luxury suites adjacent to MMW Paros is under development in Paros island
- Planning for hotel extension in Corfu island

Investments on sustainable buildings

- Install solar panels on rooftops
- Perform GAP portfolio analysis in order to reduce energy footprint
- Use new building technology to improve energy efficiency



Logistics Properties

€ 67 m
GAV (31.12.2022)

€ 5,9 m
Annualized Revenues
(incl. under
development)

€ 78 m
GAV (incl. under
development)


7,5% Gross Yield

49% of RE portfolio **8,2% ROI***

() annualized revenues divided by amount invested at purchase*



Aspropyrgos, Attica
Logistics Center, 44.500 sqm



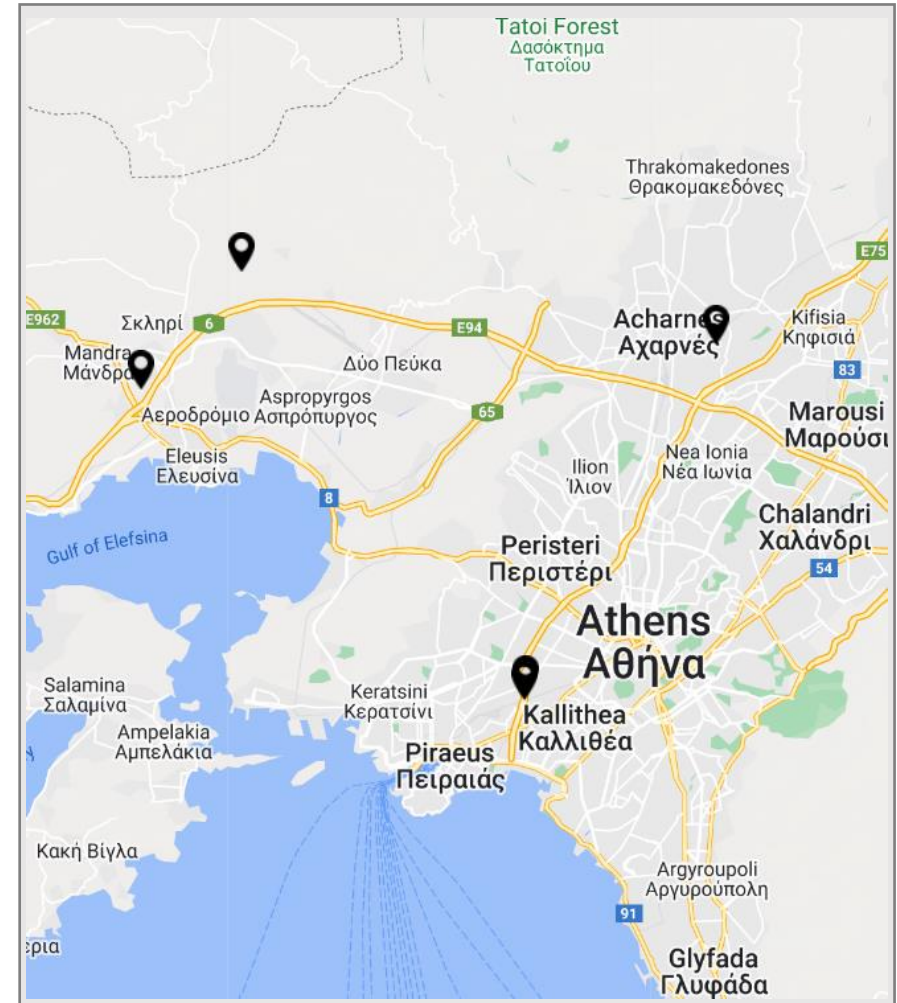
Mandra, Attica
Logistics Center, 58.642 sqm



65 Loutrou Str, Acharnes
2 storey Logistics building, 4.000 sqm



Kifisou Av, Rentis - Attica
4 logistics properties, 16.125 sqm



Sarmed Warehouses S.A.

- In December 2020 BriQ acquired 80% of the largest 3PL complex in Greece
- Acquisition cost : **€ 24,2 m** (80% of Sarmed Warehouses S.A.)
- Plot of Land : **131.232 m²**
- 8 Logistics Buildings with total area **58.642 m²**
- Valuation 31/12/2022 (80% of Sarmed Warehouses) : **€ 27,7 m** (+14,5% from acquisition cost)
- Annual Revenues : **€ 2,34 m**
- Gross Yield : **7,2%** ⁽¹⁾
- ROI : **7,7%** ⁽²⁾

(1) *annualized revenues divided by fair value of property (€ 32,5 m @ 31.12.2022)*

(2) *Annualized revenues divided by purchase value of the company (€ 30,3 m / 100%)*



- Modern Logistics Complex of **44.500 sqm (two buildings)**
- **Area: 114.000sqm**
- **TOTAL INVESTMENT : € 30,2 m (incl. land acquisition)**
- **Remaining Investment : € 8,1 m**
- **Annual revenue : € 2,5 m**
- **Gross Yield : 8,3%**
- One building of 25.256 sqm already delivered to tenant; second building of 19.237 sqm to be delivered in August 2024





Offices

Offices

€ 38 m
GAV (31.12.2022)

€2,4 m
Annualized Revenues

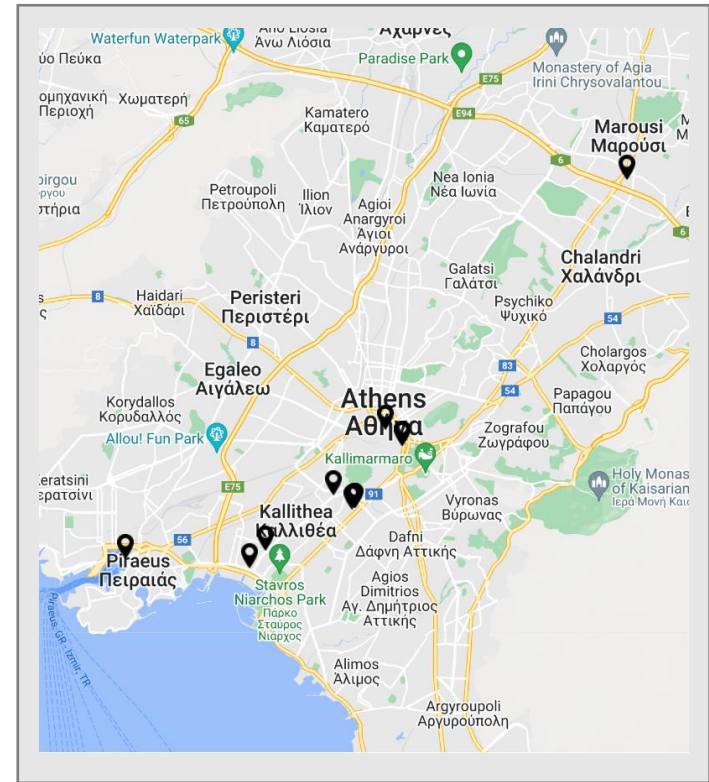
27% of RE portfolio

6,9% Gross Yield ⁽¹⁾

8,0% ROI ⁽¹⁾⁽²⁾

(1) excludes self-occupied and properties under development

(2) Annualized revenues divided by acquisition cost



Al.Pantou Str, Kallithea
3 Buildings, total 14.802 sqm



67, Aioulou Str, Athens
Eight-storey building, 3.022 sqm



2 office buildings in Kallithea,
total 5.535 sqm



3, D. Gounari str, Piraeus
Six-storey building, 2.428 sqm



3, Mitropoleos Str, Athens
3rd and 4th floor properties, 677 sqm



1, Alamanas Str, Marousi
3rd floor property, 874 sqm

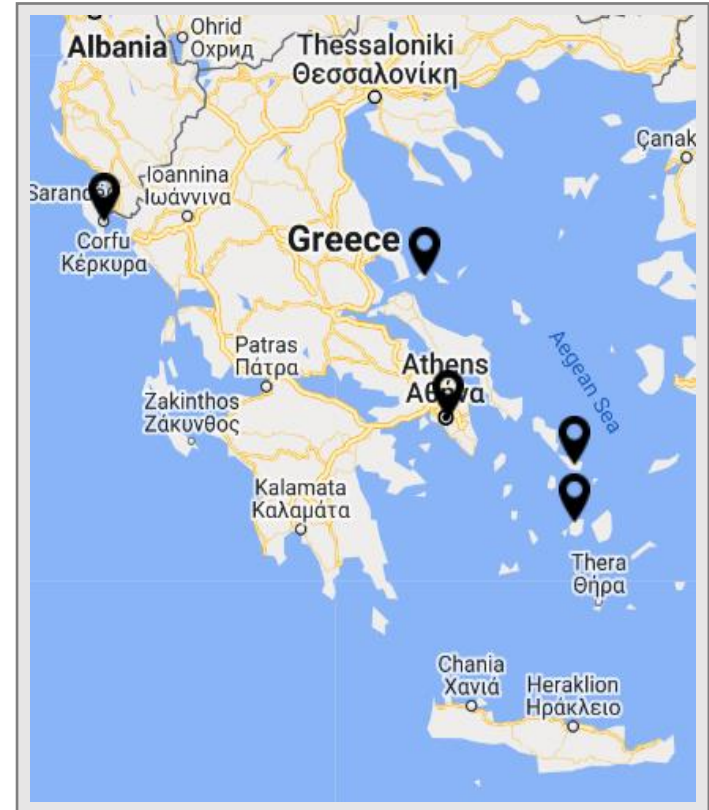


Hotels

Hotels

| | |
|---|--------------------------------|
| € 27 m GAV (31.12.2022) | € 1,8 m Annualized Revenues |
| 20% of RE portfolio | 6,5% Gross Yield |
| 7,5% min. ROI required plus turnover rent | 7,7% ROI ⁽¹⁾ |

(1) Annualized revenues divided by acquisition cost



Radisson Resort Plaza Skiathos
4-star, 84 rooms Hotel



The Modernist, Athens
Seven-storey 4-star, 38 rooms Hotel



Mr & Mrs White, Paros
4-star, 49 rooms Hotel



Mr & Mrs White, Corfu
4-keys, 38 rooms



Mr & Mrs White, Tinos
4-star, 60 rooms Hotel

03

ICI Merger

BriQ – ICI Transaction Overview

Phase I: Asset Deal

Transfer of 17 Real Estate properties of
GAV: € 60,577k



Phase II: Share Deal

Pre Share Deal

€10,200k

Sale of 26% of ICI from Ajolico to BriQ



79%



0,25%
Treasury
Shares
21%
Free float



Post Share Deal



53%



21%

Free float



26%

0.25%
Treasury
Shares

Phase III: Merger through Absorption



1 old:
1.41787307238
Merged Entity
shares



1:1
shares

Post Merger

BriQ main
shareholders

42%



ICI's main
shareholders

16%

41%

Free float

1%
Treasury stock

Disclaimer : Transaction figures are based on the agreement of the Parties and may be amended according to the provisions of the Transaction Documents.

Each of the above stages is subject to relevant and mutual covenants precedent for similar transactions, including the necessary approvals from the relevant corporate bodies and the competent supervisory authorities.

34

Properties

€ 115 m

G.A.V. (31.12.2022)

€ 8,9 m

Revenue 2022

53.000 m²

GBA

8,6%

Gross Yield (annual.) ⁽¹⁾

94%

Occupancy Rate

Alpha Bank leased properties

14 properties leased to Alpha Bank until 27.09.2027 (guaranteed duration)

Alpha Bank accounted for 55% of total ICI revenues in 2022

11% gross yield and favorable terms on Alpha Bank leased properties



INTERCONTINENTAL INTERNATIONAL
REAL ESTATE INVESTMENT COMPANY

Notes:

(1) On annualized revenue, excluding self-occupied properties.

(2) Weighted average unexpired lease term

Source: Published, Financial Results and Management Information

Disclaimer : Transaction figures are based on the agreement of the Parties and may be amended according to the provisions of the Transaction Documents.

Each of the above stages is subject to relevant and mutual covenants precedent for similar transactions, including the necessary approvals from the relevant corporate bodies and the competent supervisory authorities.

Pro Forma Financials **post ICI merger**

| <i>(amounts in € 000's)</i> | | |
|--|--------------|---------------------|
| | BriQ | PF BriQ post-merger |
| Rental Income (annualized revenues) | 9.094 | 18.278 |
| Real Estate Tax (ENFIA 2023) | (690) | (1.291) |
| Direct property related expenses | (286) | (627) |
| Total of direct property related expenses | (976) | (1.918) |
| <i>% of revenue</i> | <i>10,7%</i> | <i>10,5%</i> |
| Gross Profit | 8.118 | 16.360 |
| Employee expenses | (655) | (721) |
| Other operating expenses / income | (556) | (611) |
| Total of other operating expenses | (1.211) | (1.332) |
| <i>% of revenue</i> | <i>13,3%</i> | <i>7,3%</i> |
| EBITDA | 6.907 | 15.028 |
| Interest Cost (@ 5%) | | (5.500) |
| EBT | | 9.528 |
| REIC Taxes | | (1.125) |
| Net Profit after Taxes | | 8.403 |
| Operating Margins | | |
| | BriQ | PF BriQ post-merger |
| <i>Gross Margin</i> | <i>89,3%</i> | <i>89,5%</i> |
| <i>EBITDA Margin</i> | <i>76,0%</i> | <i>82,2%</i> |
| <i>EBT Margin</i> | | <i>52,1%</i> |
| <i>Net profit Margin</i> | | <i>46,0%</i> |
| <i>Gross Yield (Revenues / GAV)</i> | <i>6,7%</i> | <i>7,3%</i> |

Disclaimer : Transaction figures are based on the agreement of the Parties and may be amended according to the provisions of the Transaction Documents. Each of the above stages is subject to relevant and mutual covenants precedent for similar transactions, including the necessary approvals from the relevant corporate bodies and the competent supervisory authorities.

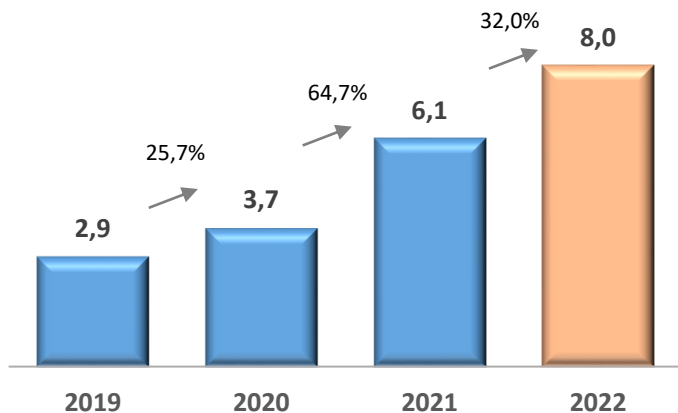
04

Financial Statements

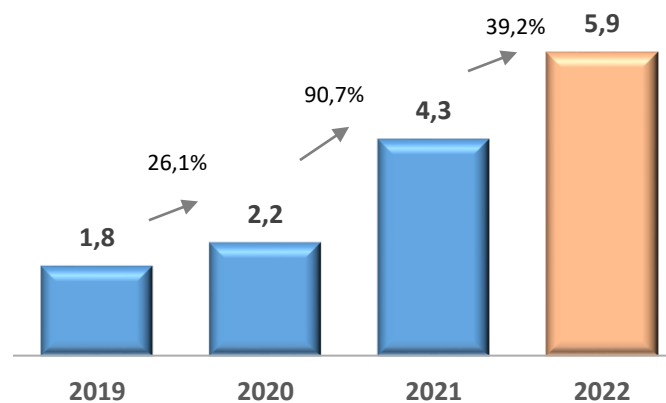
Financial Performance

(Amounts in € millions)

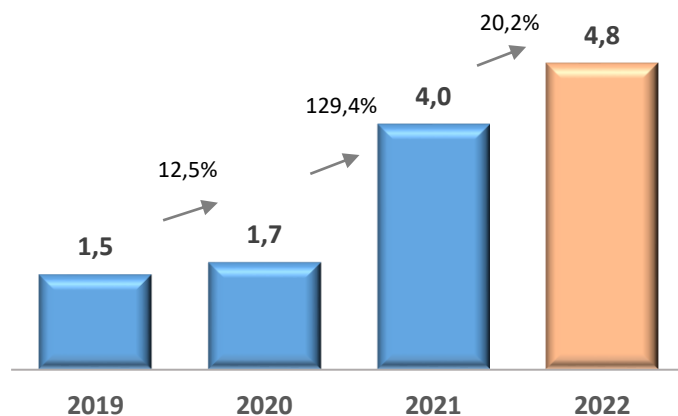
Rental Income ⁽¹⁾



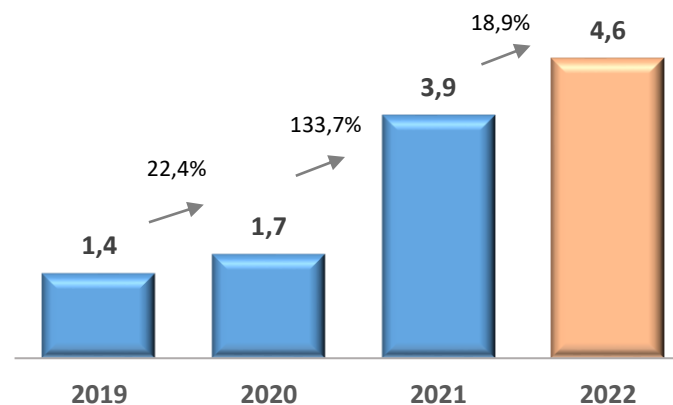
Adj. ⁽²⁾⁽³⁾ EBITDA



Adj. ⁽²⁾ EBT



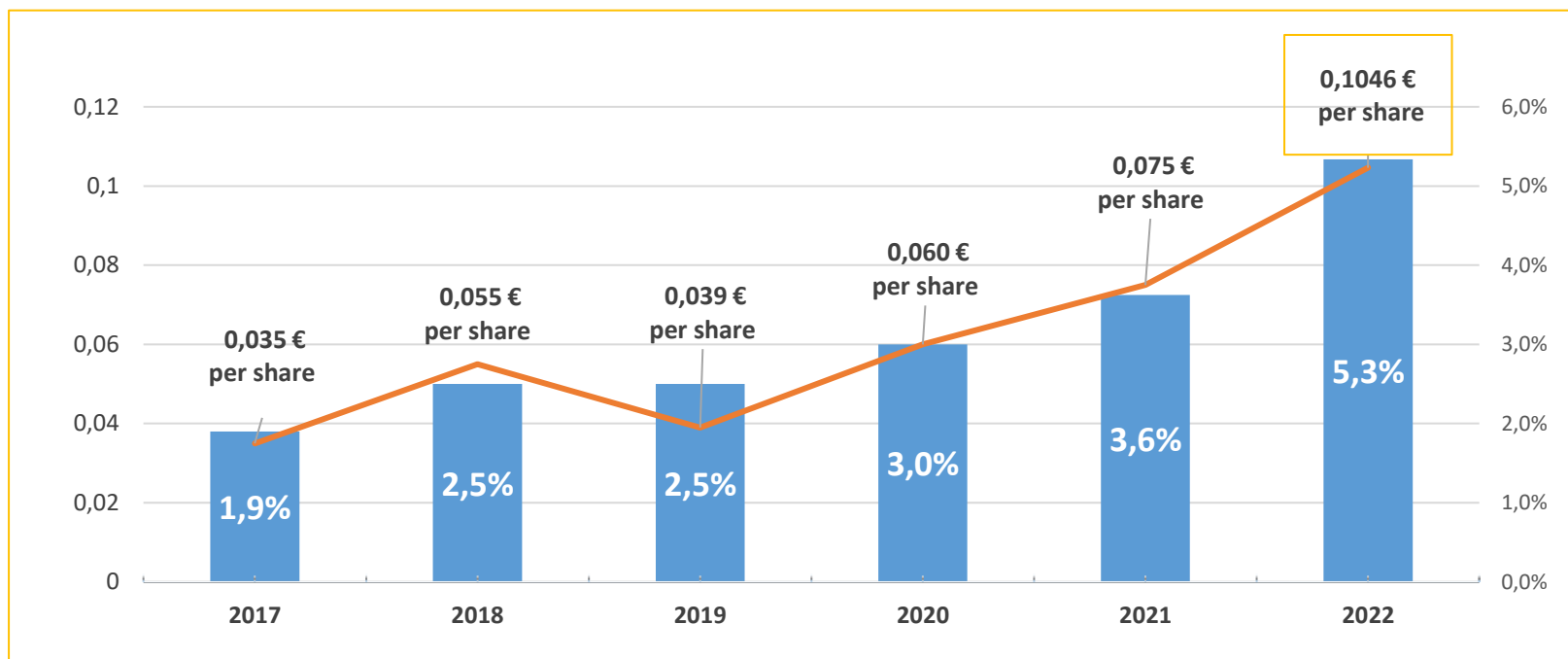
Adj. ⁽²⁾ Net Profit



Notes:

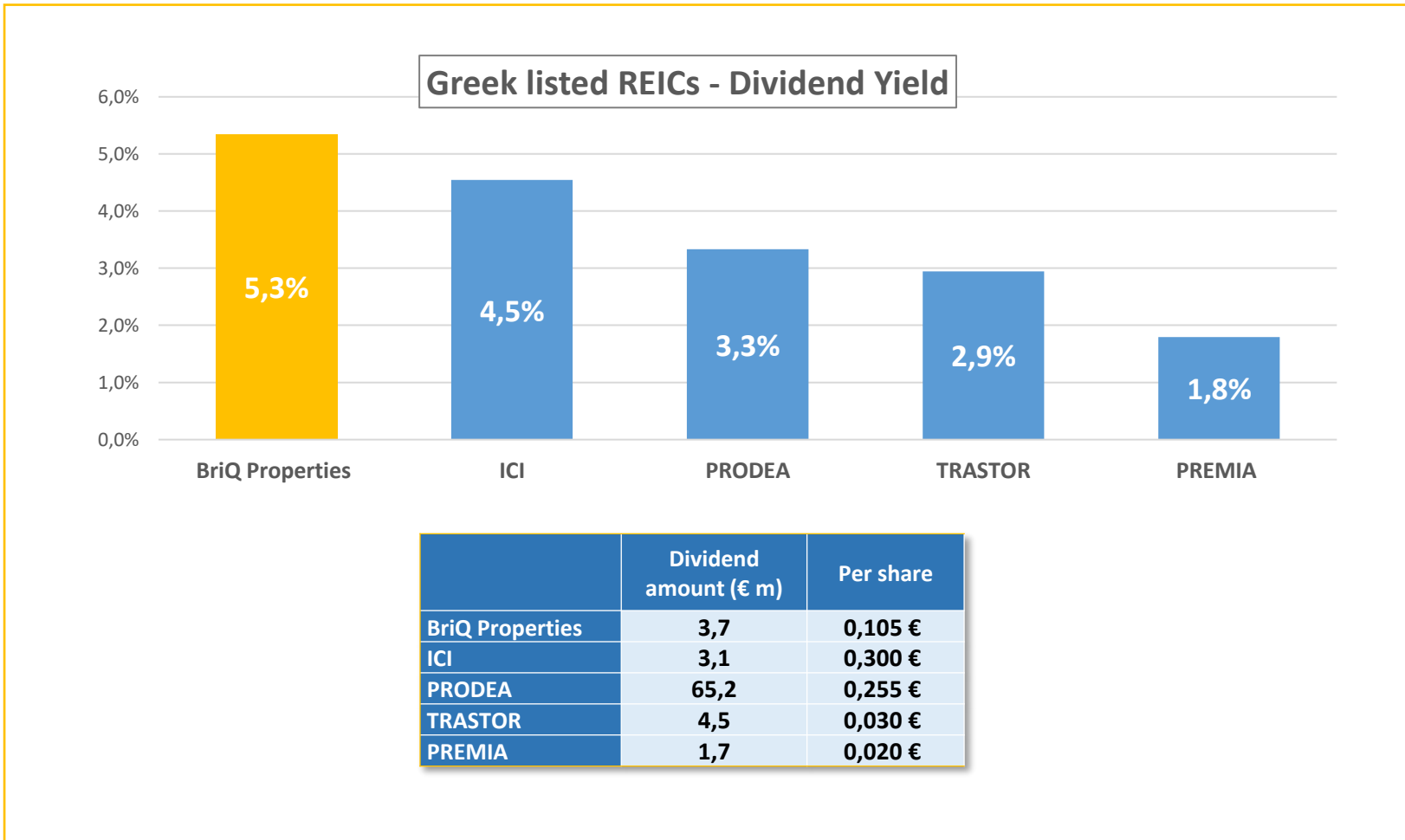
- (1) Total revenue 2021 and 2020 was affected by decrease due to Covid-19 rent reductions by government of € 877 K and € 954 K respectively.
- (2) Excluding profit / loss from revaluation of investment properties
- (3) Excluding one-off expenses of € 126 K (advisory fees for BriQ – ICI deal) and profits from sale of properties (2022: € 149 k, 2021: € 75 k)

Dividend History



Since 2017, BriQ has distributed € 11 m to shareholders and achieved € 18 m of revaluation gains on properties

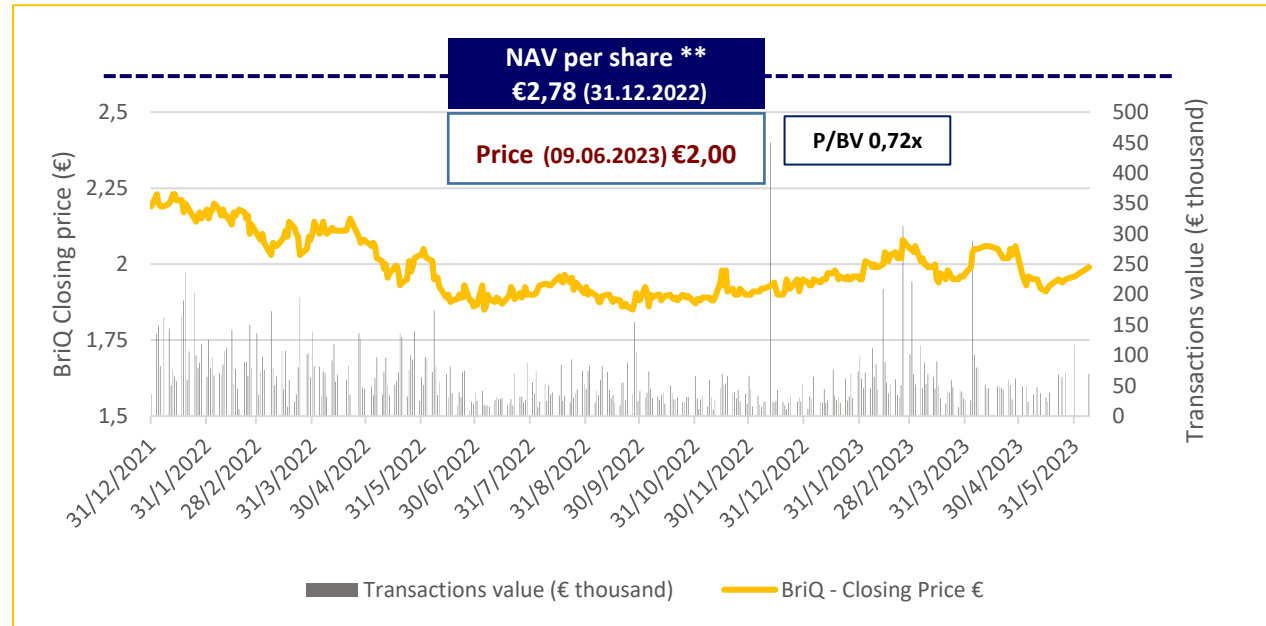
- 1) Dividend Yield is based on share price at dividend record date
- 2) Graph shows financial years whose profits made available for distribution were distributed in the first semester of the following financial year.



- 1) Dividend Yield is based on share price at dividend record date
- 2) Dividend yields refer to financial year 2022 results which were distributed in YTD 2023.

BriQ's share – High free-float of 44,5% (attributed to the SCI in FY19) has led to higher and frequent (daily) transactions for the share. Higher daily transaction values also noted during the period 2022-YTD at an average of € 61 k.

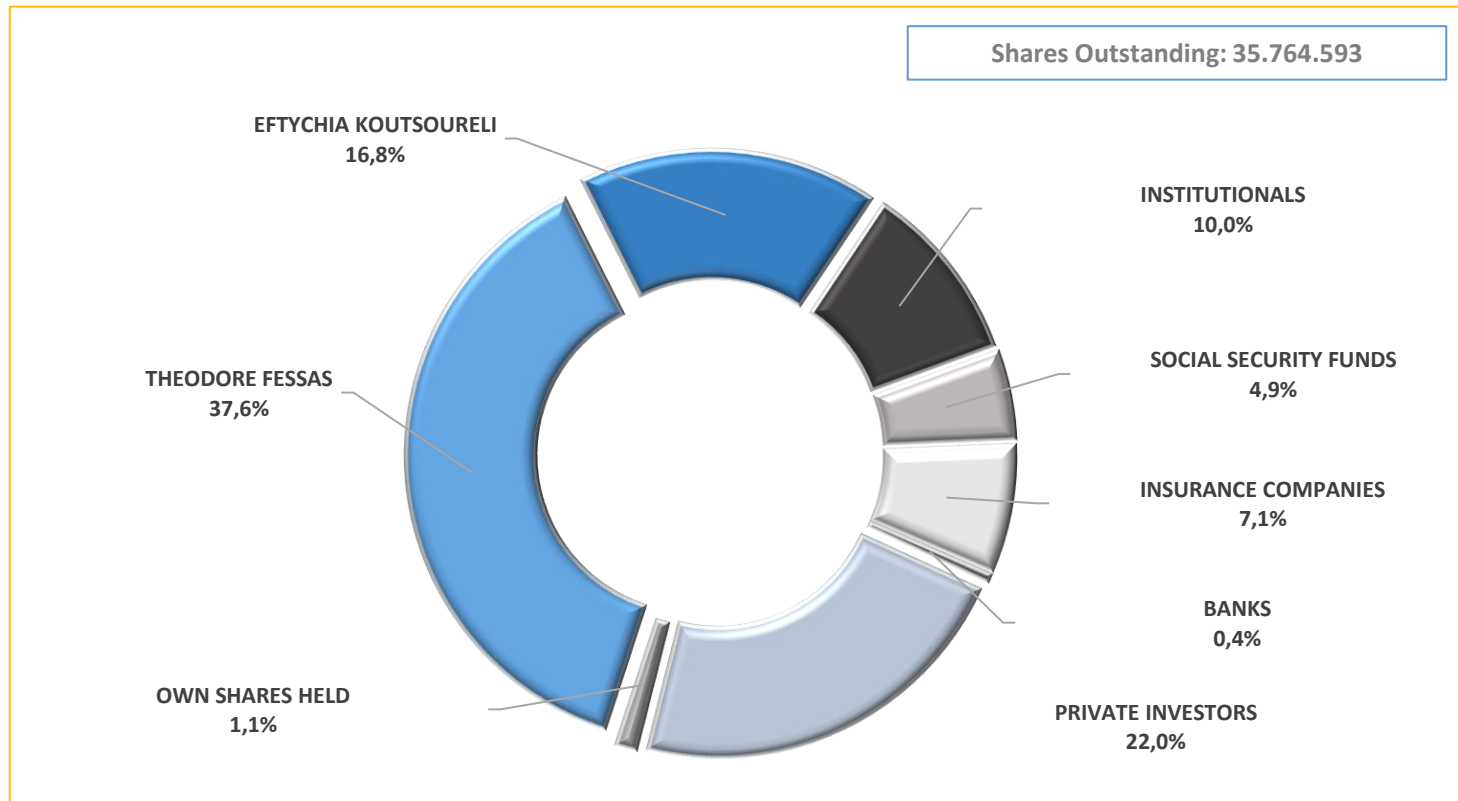
- BriQ trades at a discount to NAV, following the european trend, with a P/BV index of 0.76x (Bloomberg data – 16.02.2023)
- BriQ's share **turnover ratio** for the period 2022-YTD is calculated at **0,08% or 3,2 years*** to turnover the shares of BriQ



Volume-weighted average price 2022-YTD: €2,00
 Avg Transaction Value 2022-YTD: € 61 k

* **Share turnover ratio** is calculated as the average number of shares traded during the period 01.01.2022-04.04.2023 (ADV) to the average shares outstanding during that period. Also expressed in years by dividing with 365 days

** **Net Asset Value** excluding non-controlling interest



Source: Athens Stock Exchange as at 31.03.2023

05

Macro & RE Outlook

Greece transforming rapidly and on track to investment grade rating



EU funds inflow and structural reforms

Robust public finances

Improved confidence

| | | | | | |
|--------------------------|--|-----------------------------|--|--------------------------------|--|
| <p>c. €72bn</p> | <p>Total EU funds deployed to Greece, including RRF Budget (Highest in EU as % of GDP)</p> | <p>c. 18p.p</p> | <p>Reduction of debt to GDP; From 181% in 2019 to 163% in 2023₁</p> | <p>+16 positions</p> | <p>In business environment ranking from 2019 – 2022; (Biggest improvement among 81 countries)</p> |
| <p>> 4p.p.</p> | <p>Reduction in tax rate for social security contribution and corporate income tax</p> | <p>> 20 years</p> | <p>Average maturity of Greek debt; Including fixed rate with favorable payment conditions₂</p> | <p>c.50% decrease</p> | <p>In spread among Greek and German 10-year bonds from 2018 until average year-to-date</p> |
| <p>1bn</p> | <p>Digital transactions with public administration in 2022; Compared with <0.05bn in 2019 respectively</p> | <p>c.1.1%</p> | <p>Digital transactions with public administration in 2022; Compared with <0.05bn in 2019 respectively</p> | <p>c.30p.p decrease</p> | <p>In NPE Ratio from 2019 – 2022</p> |

Investment grade credit rating expected in 2023

1| 2023 figure is projected, 2| Interest payment to revenues at c.4.8% vs. 8.8% for the average country within the 'Baa' credit rating category of Moody's
Source: Ministry of Finance, Ministry of Digital Governance, Public Debt Management Agency, Hellenic Statistical Authority, Bank of Greece, National Recovery and Resilience Plan (Greece 2.0), Economist Intelligence Unit, Industry Reports

The real estate market has an important bearing on macroeconomic developments and financial stability.

- In 2021-22, foreign direct investment inflows increased strongly, reaching a 20-year high. The net inflow of funds for property purchases from foreign investors, as recorded in the data of the Bank of Greece, for 2022 was increased by 68,0% compared to 2021 and amounted to € 1,97 billion against € 1,17 billion in 2021.
- The new sales transactions carried out by REIC during 2022 were mostly directed to high-rise and bioclimatic offices specifications (29,6% of the total amount of investments), while great investment interest was also recorded for the development of new or reconstruction of existing office buildings. Hotels and logistics absorbed 21,8% and 4,5% of funds respectively, while significant investments were also made in retail stores in highly commercial locations.
- During the first 4 months of 2023, 3.064 Golden Visa applications have been submitted, increased by 155% compared to same period in 2022, which correspond to investments of a minimum amount of 766 million euros.
- Rent levels in offices located in Athens increased by 7% between 2016 and 2022.
- Sale prices per sqm in office buildings in Athens also increased by 26% for same period.



Key Investment Highlights

1

Dividend play

- Targeting high dividend yield (net)
- Focused strategy to further improve revenue and profitability growth, yielding growing returns to shareholders (cash dividends)

2

Proven track record

- Successful track record in value-added acquisitions
- Clear investment focus on opportunities in specific categories of the Greek Real Estate market: (1) office spaces in Attica, (2) logistics facilities and warehouses and (3) medium-sized hotels in attractive tourist locations
- Agreement for the merger with Intercontinental international REIC which will double the size of the Company

3

Solid underlying assets

- Solid hard asset base acquired at attractive valuations offering downside risk
- Diversified portfolio, creditworthy tenants, long-term leases

4

Experienced management

- Competent management with proven track record
- Reputable executive governance and ownership
- Committed to best corporate governance practices

5

Healthy Balance Sheet

- Lean and efficient company structure
- Conservative capital structure with moderate leverage

| | | |
|--------------------------------|---------------------------------|--|
| Efficient Tax Structure | Corporate Income Tax | <ul style="list-style-type: none"> ▪ Exempt ▪ Annual REIC tax is payable on the basis of the average current value of the investments plus any cash and cash equivalents [10%*(ECB rate + 1%)] |
| | Real Estate Transfer Tax | <ul style="list-style-type: none"> ▪ Exempt |
| | Capital Gains Tax | <ul style="list-style-type: none"> ▪ Exempt |
| | Advance Tax | <ul style="list-style-type: none"> ▪ Exempt |
| | Dividend Tax | <ul style="list-style-type: none"> ▪ Exempt |
| Other features | Dividend distribution | <ul style="list-style-type: none"> ▪ Minimum 50% of the annual distributable net profit ▪ Capital gains from real estate sales do not need to be distributed |
| | Regulation / Supervision | <ul style="list-style-type: none"> ▪ Highly regulated sector by the competent authorities |

06

ESG Governance

BriQ Properties adopting an environmentally friendly policy, which aims to reduce its environmental footprint, is in the process of implementing actions that cover both the wider range of its business activity and its role as a responsible corporate citizen.



From December 2021, after Evaluation, BriQ became the first REIC which was included in the Athex ESG index of the Athens Stock Exchange.

The "Athex ESG" index includes listed companies

with good practices and performance in matters of environment, society and corporate governance as evaluated and distinguished (ESG Scoring). In September 2022, the 2nd annual Sustainable Development Report was published for the fiscal year 2021, which was prepared in accordance with the updated ESG Information Disclosure Guide 2022 of the AXA. In addition, an external verification check was carried out of the contents, indicators of the Report by an independent external body [TÜV HELLAS (TÜV NORD)], regarding compliance with the disclosure information.

Short term goals

- Our Company settled in its new privately owned offices, 260 sq.m. approx., on the 3rd floor of Mitropoleos Street 3, Syntagma Square. The company completely renovated the property and used environmentally friendly materials, double energy windows and low consumption lighting. The company also decided to eliminate all single-use plastics in its new offices.
- GAP analysis of the portfolio. Energy efficiency recording of all the buildings in the portfolio with the aim of reducing the environmental footprint and improving the PEA (Energy Performance Certificates) by 15% by carrying out all the necessary actions.
- Planned investment of 5 m for the demolition and new construction of a LEED GOLD certified 1.900 sq.m. office building at 42 Posidonos St. in Kallithea.

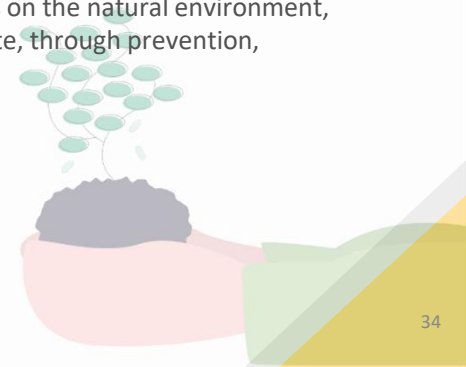
- New warehouse construction in Aspropyrgos with a low energy footprint.
- Decision to install photovoltaic systems for net metering in roofs of all Company's logistics facilities.
- Installation of digital document and digital signature software to minimize paper printing and ink consumption.

Medium-long term goals

The proper environmental management of our properties is one of our most important goals, which is deemed necessary both for the sustainability of our activities and for our business continuity.

We commit to:

- we are taking measures to reduce the environmental footprint of our portfolio
- follow the provisions of no. 4936/2022 of the New Climate Law in order to achieve the long-term goal of climate neutrality by 2050.
- invest in "green" newly built properties and upgrade existing ones taking into account new technologies and the parameter of "smart infrastructures".
- ensure the prevention and control of pollution by taking measures in existing and new properties within the framework of circular economy principles.
- minimize the impact of our properties on the natural environment, including reducing the volume of waste, through prevention, reduction, recycling and reuse.



Continuous development based on the principles of sustainable development has significant effects on the Company's business model, reputation and ability to achieve its goals, being an essential issue for its stakeholders as well.

- Creation of financial value/ financial performance
- Equal opportunities and non-discrimination
- Providing timely and competitive wages/benefits to employees
- Providing training

More specific:

- The Company, based on its Policies, provides equal opportunities to all, employees and prospective employees. There is no discrimination in any matter. The professional development of women is encouraged, providing equal opportunities in terms of pay and promotion.
- The Company systematically urges its employees to maintain a balance between their professional and personal lives and in order to actively contribute in this direction organizes various actions, corporate gifts (Christmas, Easter) as well as offers the possibility of flexible hours, the possibility of early departure on Friday (from July 15 to August 31) etc.
- The Company makes sure to be consistent in its obligations towards employees and payroll payments are made on specific dates without delays.
- Taking care of the health and safety of all human resources employed by the Company is a key part of its wider business policy and philosophy.
- The continuous growth of BriQ Properties allows it to return a dividend of its profits to Society.

CSR actions

The continuous growth of BriQ Properties allows it to return a dividend of its profits to Society.

BriQ undertakes part of the basic operating expenses of the House that maintains the “Smile of the Child” in Moschato. The “House” accommodates 21 children aged between 20 months and 17 years. From 2022 BriQ helps the “House” with the following actions:

- Electricity and oil costs
- Replacement of lamps with modern ones of lower consumption
- Installing a Heat Pump for cheaper heating / cooling costs
- Monthly meal donation
- Christmas and Easter gifts for children



The company places particular emphasis on regulatory compliance, having established internal structures and incorporating manuals, codes, policies and procedures into its operation, which aim to strengthen transparency, responsible operation and collective decision-making, in all areas which aim at the sustainable development of the Company and at safeguarding the interests of Shareholders and Stakeholders.

BriQ Properties is in full compliance with the provisions of art. 1-24 of Law 4706/2020 and of the Greek Corporate Governance Code of the Hellenic Corporate Governance Council which came into effect in June 2021.

Committees

BriQ Properties has the following Board Committees:

- Audit Committee
- Investment Committee
- Remuneration and Nominations Committee
- Sustainable Development Committee

Regulations

For the proper governance of the Group, the following regulations are followed:

- Internal Regulation of Company Operation
- Regulation of the Operation of the Audit Committee
- Regulation of Internal Control Operation
- Regulations on the Functioning of the Remuneration and Nominations Committee
- Code of Ethics and Ethical Behavior

Policies

The basis for the governance of the Company is the Policies and Procedures, which constitute the official formulation of the guidelines by the Board of Directors. The Policies ensure the Company's compliance with the institutional framework, the integration of good practices in its operation and are specialized at the level of application with the corresponding standard Procedures.

Evaluation of the Internal Control System (ICS)

The Company, with the decision of its Board of Directors, assigned to PKF EUROELEGTIKI S.A. the evaluation of the adequacy and effectiveness of the Internal Control System of the company BriQ Properties REIC and the important subsidiary of Sarmed Warehouses SA, with a reference date of December 31, 2022, in accordance with the provisions of Law 4706/2020 and decision of the Board of Directors of the Capital Market Commission, as applicable.

Based on the work carried out by the evaluator regarding the assessment of the adequacy and effectiveness of the Company's Internal Audit System, we report that no material weaknesses were identified.

The above conclusion is an additional confirmation that the Company complies with the current legislative and regulatory framework governing the Internal Control System, and that it has adopted and applies best international practices, with the aim of lawful and orderly operation to achieve its sustainable strategic development.





Theodore Fessas
President – Non-Exec. Member
Founder and major
shareholder of Quest Holdings
President of SEV (Hellenic
Federation of Enterprises)
2014-2020



Efstratios Papaefstratiou
*Independent Non-Exec. Vice
President*
Finance Director of S&B
Industrial Minerals Group
(1989 – 2011)
Orymil S.A.



Anna Apostolidou
CEO – Exec. Member
17 years of RE experience
Ex-Lamda Development
executive (2003-2015)
Ex-Prodea BoD Member



Apostolos Georgantzis
Exec. Member
CEO of Quest Holdings
President and
Managing Director of
ACS



Eftichia Koutsourelis
Non-Exec. Member
Major shareholder and
Vice Chairwoman of Quest
Holdings



Aristides Halikias
Non-Exec. Member
Chairman of Republic Bank
of Chicago, President and
CEO of Intercontinental
International REIC



Eleni Linardou
*Independent Non-Exec.
Member*
Chief Investment Officer of
Ethniki, Hellenic General
Insurance Co. S.A.



Marios Lasanianos
*Independent Non-Exec.
Member*
Certified Public
Accountant, Experienced
Finance Director, BoD
Member of Jumbo S.A.

Committed to **best corp. governance** practices

BoD

- BoD, elected by General Assembly of 27.04.2023, comprises of eight (8) members
- It includes six (6) non-executive members, three (3) of which are independent
- Highly reputable professionals with proven investment and finance experience



Corporate Governance pillars

Supporting Committees

Audit Committee



- Three (3) independent non-executive BoD members,**
Examines interim and financial results
- Ensures compliance to the legal framework and internal regulation code
 - Monitors and evaluates internal control system and framework
 - Oversees internal & external audit operations

Investment Committee



- Four (4) BoD members, two (2) of which are non-executive**
- Responsible for carrying out Company's investment strategy
 - Evaluates and recommends new investments to the BoD

Nomination & Remuneration Committee



- Three (3) independent non-executive BoD members,**
Develops Company's remuneration policy and monitors its application
- Responsible for attracting and developing qualified management executives

ESG Committee



- Three (3) BoD members, two (2) of which are non-executive**
- Develops strategy, objectives and priorities for sustainable development
 - Monitors the implementation of the Company's strategy in matters of sustainable development

Other*

- Corporate Governance Code
- Internal Regulation Code
- Internal Processes
- Full compliance with L. 4706/2020

BoD & Committeess

| | <u>No of Meetings held in 2022</u> |
|-------------------------------------|------------------------------------|
| Board of Directors | 22 |
| Investment Committee | 7 |
| Audit Committee | 12 |
| Nomination & Remuneration Committee | 3 |
| ESG Committee | 3 |
| Total No of Meetings held | 47 |

* <http://www.briqproperties.gr/el/corporate-governance>

Important Notice of Confidentiality and Disclaimer of Liability

THIS DOCUMENT MAY ONLY BE USED IN CONJUNCTION WITH AND SUBJECT TO THE TERMS OF THIS NOTICE

By having access to these materials (the “Materials”) by any means, you agree to the following:

The Materials have been prepared by BRIQ Properties REIC (the “Company”) for informational purposes only.

The Materials contain general background information about the Company and are provided solely for use in the context of the presentation. No representation or warranty, explicit or implied, is made concerning, and no reliance should be placed on, the accuracy, fairness or completeness of the information contained in the Materials. The Materials are not intended to be relied upon as legal, accounting, regulatory, tax or other advice, do not take into consideration the goals, or the legal, accounting, regulatory, tax or financial situation or the needs of the intended recipients and do not form the basis for an informed investment decision.

The information presented or contained in the Materials may refer to past dates specified in the Materials, is valid as of the date of the Materials, is subject to change without notice and its accuracy is not guaranteed.

The Materials contain statements about future events and expectations that are forward-looking. Such estimates and forward-looking statements are based on current expectations and projections of future events and trends, which affect or may affect the Company. These forward-looking statements are subject, among other things, to business, economic and competitive uncertainties and contingencies, which relate to factors that are beyond the Company’s ability to control or estimate precisely and that could cause actual results to differ materially from those expressed therein. In view of the above, you are cautioned not to place undue reliance on these forward-looking statements, which speak only as of the date of this document. The Company does not undertake any obligation to publicly release any revisions to these forward-looking statements to reflect events or circumstances after the date of this Presentation.

The Materials and the presentation do not constitute or form part of and should not be construed as, an offer, or invitation, or solicitation of an offer, to subscribe for or purchase any securities in any jurisdiction or an inducement to enter into investment activity or any form of commitment or recommendation by the Company.

Each person is strongly advised to seek its own independent advice in relation to any investment, financial, legal, tax, accounting or regulatory issues. These Materials and this presentation should not be construed as legal, tax, investment or other advice. Analyses and opinions contained herein may be based on assumptions that, if altered, can change the analyses or opinions expressed. Nothing contained herein shall constitute any representation or warranty as to future performance of any security, credit, currency, rate or other market or economic measure. The past performance of the Company is not necessarily indicative of future results.

No reliance may be placed for any purpose whatsoever on the information contained in the Materials, the presentation or any other material discussed verbally, or on its completeness, accuracy or fairness.

Thank You

*If you wish to receive news and announcements of our Company, please
subscribe [here](#) or send us an email at ir@briqproperties.gr
Website: www.briqproperties.gr*